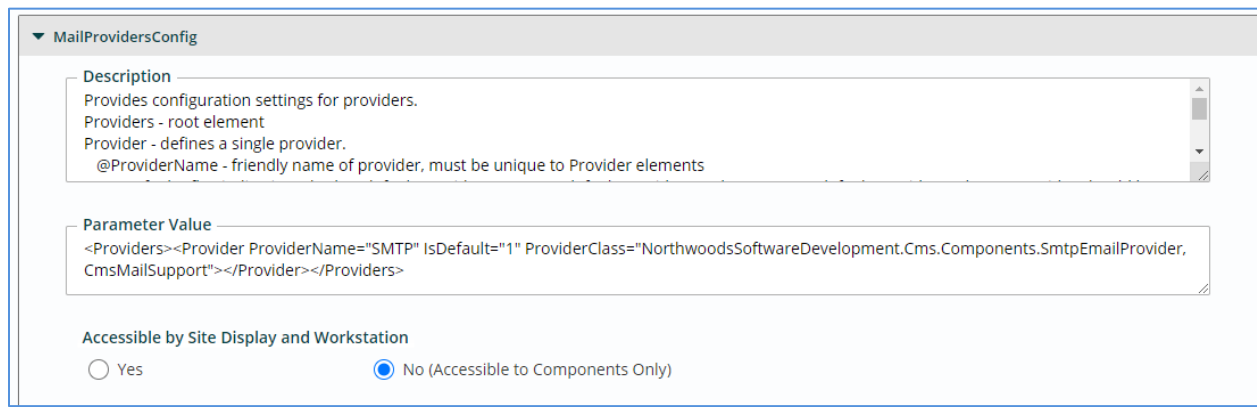


Configure SMTP in Titan CMS

Overview

To configure SMTP for a Titan CMS 6.9.5 or higher instance, you need to update the MailProvidersConfig Global Parameter found under Titan Administration > Global Parameters > Extensibility.



MailProvidersConfig

Description
Provides configuration settings for providers.
Providers - root element
Provider - defines a single provider.
@ProviderName - friendly name of provider, must be unique to Provider elements

Parameter Value
<Providers><Provider ProviderName="SMTP" IsDefault="1" ProviderClass="NorthwoodsSoftwareDevelopment.Cms.Components.SmtpEmailProvider, CmsMailSupport!"></Provider></Providers>

Accessible by Site Display and Workstation
 Yes No (Accessible to Components Only)

This is an XML config with following definitions:

- Provides configuration settings for providers.
- **Providers** - root element
- **Provider** - defines a single provider.
- **@ProviderName** - friendly name of provider, must be unique to Provider elements
- **@IsDefault** - flag indicating whether default provider. 1 - use as default provider, 0 - do not use as default provider, only one Provider should be marked default
- **@ProviderClass** - Fully Qualified Class and Assembly Name of Provider implementation of IMailProvider
- **Settings** - root container for provider specific settings
- **Setting** - Element contains value for setting defined by @name attribute

The default provider element for Titan CMS instances is:

```
<Provider ProviderName="SMTP" IsDefault="1"
ProviderClass="NorthwoodsSoftwareDevelopment.Cms.Components.SmtpEmailProvider, CmsMailSupport">
<Settings>
<Setting name="MailHostName">localhost</Setting>
</Settings>
</Provider>
```

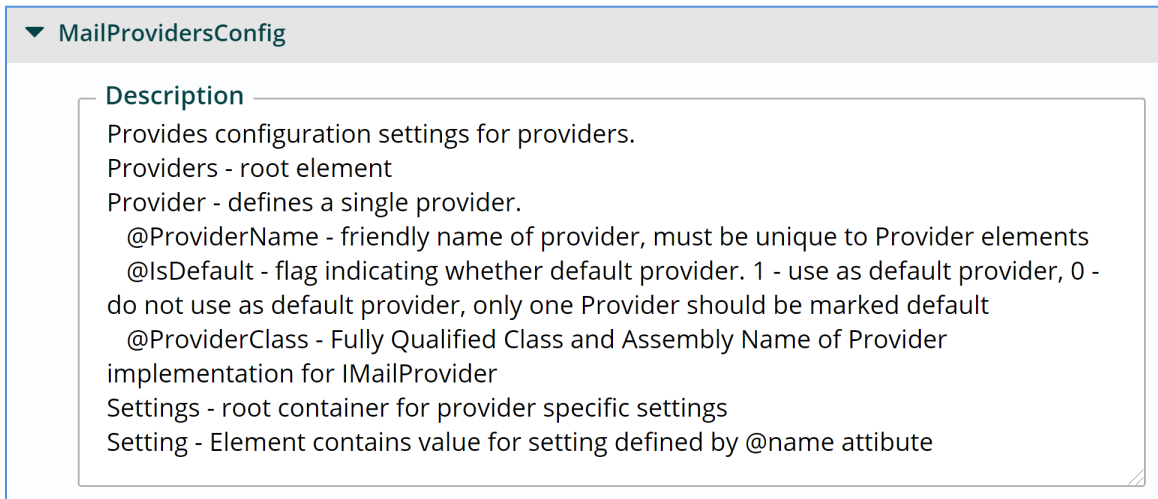
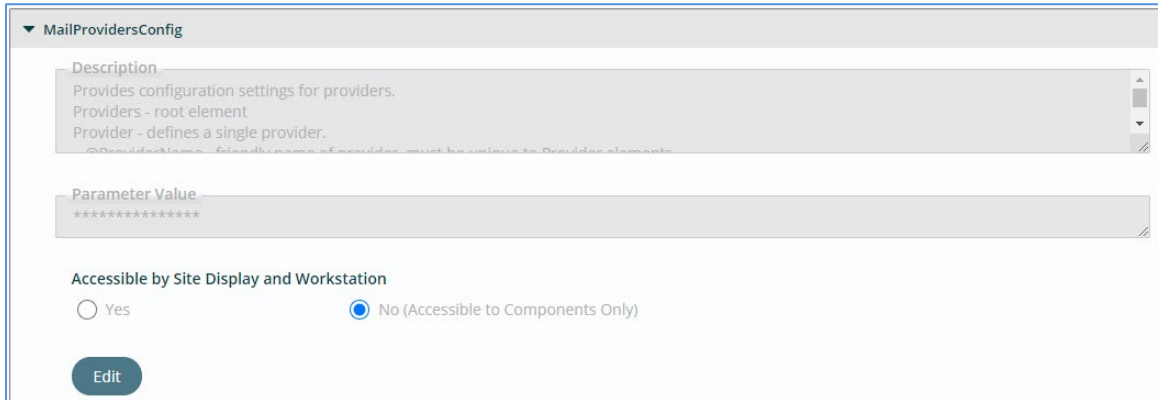
If there are no Settings defined, the MailHostName falls back to the legacy MailHostName property found under Global Parameters > Environment. This is typically localhost or 127.0.0.1.

The valid optional settings for the SMTP Email Provider are:

```
<Setting name="MailHostName">[HOST to SMTP server]</Setting>
<Setting name="MailHostPort">[SMTP port for SMTP server, only specify if not using standard port 25 (or 465
if enableSSL flag set to 1)]</Setting>
<Setting name="enableSSL">[0 or not specified – send mail over unencrypted connection, 1 – send mail over
encrypted connection. SMTP must support encryption and must specify proper port if different than
465]</Setting>
<Setting name="username">[username to authenticate to SMTP server if using authenticated
server]</Setting>
<Setting name="password">[password corresponding to username setting]</Setting>
```

Configure SMTP

1. Go to the Titan Administration Module.
2. Click on Global Parameters > Extensibility and find the **MailProvidersConfig** parameter.



```
<Providers><Provider ProviderName="SMTP" IsDefault="1 "
ProviderClass="NorthwoodsSoftwareDevelopment.Cms.Components.SmtpEmailProvider,
CmsMailSupport"><Settings>
<Setting name="MailHostName">Y</Setting>
<Setting name="MailHostPort">587</Setting>
<Setting name="EnableSSL">1</Setting>
<Setting name="username">[Username]</Setting>
<Setting name="password">[Password]</Setting></Settings>
</Provider></Providers>
```

